



Thank you


for downloading this pdf file from Knitting-and.com!

Your visits have helped keep Knitting-and.com online, providing free crafts and recipes since 1996.

There are hundreds of free patterns and crafts available and more added all the time!

Note: The pink watermark on the following pages will not show if you print this file.

A NEW KIND OF FANCIWORK



HERE'S a brand-new kind of fanciwork that is done on your own sewing machine. Good news, we think, to the busy woman who hasn't time for the patience and the practise and all those other sterling qualities that the *slow* hand-work of a past day demanded. Yet many of the articles made by this new craft look hand-made.


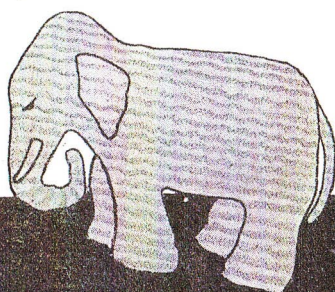

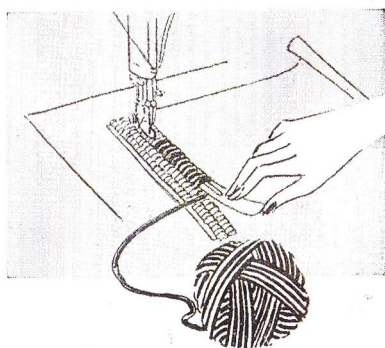
You create the deep-pile effects of hooked rugs, fabric furs, or knitted afghans with the

aid of a little miracle-worker called the Singercraft Guide—a metal gadget that fits under the presser foot of your sewing machine. You use yarn or strips of fabric, old underwear, neckties, or silk stockings which you stitch through backings of canvas, muslin, or paper. But there's no end to the materials that can be turned to good use in this craft. The rug illustrated was made from two old printed frocks and a piece of burlap in a fraction of the time it would take to braid or hook such a piece of work. Everything else shown is made of wool yarn with lighter weight backing, or paper backing which, when the article is finished, is torn away.

The process is simple. You wind the yarn or strips of fabric round and round the Singercraft Guide and stitch through a slit in the middle, at the same rapid pace you'd use for a straight seam. It's that simple! You continue this stitching of row on row of loops formed by the yarn until the stamped design is filled in. Changing colors is no trick at all. You just start winding on another color without so much as knotting or splicing the ends. You can leave the loops uncut, as they are in the little checked carriage robe and the baby slippers. You can clip them to the medium pile of the footstool cover and toy animals. Or you can shear them closely—as in the rug.

We also suggest bathroom sets, bench covers, scarfs, turbans, purses, and woolly dress trimmings.

S. D.



<https://www.knitting-and.com>