



# Thank you


for downloading this pdf file from [Knitting-and.com](http://Knitting-and.com)!

Your visits have helped keep Knitting-and.com online, providing free crafts and recipes since 1996.

There are hundreds of free patterns and crafts available and more added all the time!

**Note:** The pink watermark on the following pages will not show if you print this file.





No. 32 - 10 - 21. "Wee House" Rug

## Make Your New Rugs This New Way On Your Sewing Machine

**W**E learn many things from Europe. To those old countries across the sea goes much of the credit for our most beautiful needlework.

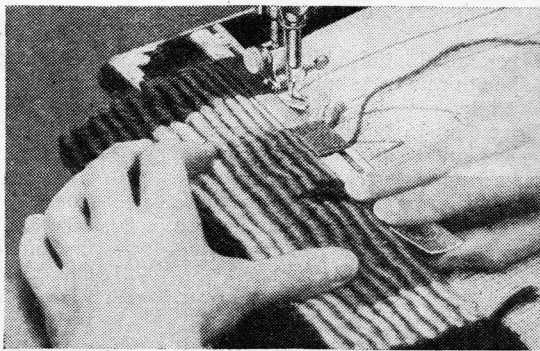
Now they have given us an entirely new and ingenious device to use with your sewing machine. By the aid of this craft guide, as it is called, rugs as lovely as those shown here are developed. The effect is the same as hooked rugs, but the method is much more simple and expeditious. This same craft guide is the tool that makes possible Scottie pillows, fringes for curtains and stools and bed covers, angora trimming for wraps, scarfs, berets, and other smart articles of wear.

The craft guide is illustrated in use above. It is wound with yarn and slipped along as you do row after row of work on the machine. The winding is done as you slip the guide so that endless possibilities of color are achieved.

Intricate or simple designs flower as though by magic. When the work is done, you clip or shear the top to give the effect you desire, and, presto! you have a rug, a stool cover, a pillow top, a dress trimming that would, by old methods, have taken you hours and hours to create.

**T**AKE the lovely small-house design illustrated here, the house itself is pale yellow; the roof, a dark, rich red; the door, white; the windows, white and

orange. The lawn is a soft, lively green, the foliage is a darker green, and geranium-colored flowers bloom in the yard. The well matches the house, and the bucket is orange to match the window-pane trimming. The flower garden back



of the well introduces several gay and charming colors. The clouds are pale blue and white, as a real sunshiny sky should be. The walk from the house is a violet gray; the chimney is a geranium color.

Do you see the colors as lovely as I do? To get a better vision of them, read the description over again. The thought of these colors alone makes you want the rug.

The design itself is so effective that you can use the rug in any well planned room in the house; and, if you are planning a wedding or a Christmas gift of real significance, consider this "Wee House" rug, because it is lovelier, I assure you, than mere words can possibly picture.

I know it looks like a real artist's job. An artist did make the design, and selected the colors — each one exactly right for its little or big spot. If you can sew a straight seam on your machine, you can make a rug as beautiful as the "Wee House" shown here. And if you should think that the design is too lovely for the floor, you can use a yarn lighter in weight than the rug yarn, and make a valuable and exquisite wall hanging.


**I**F a rug seems too ambitious for a beginner, why not make a Scottie pillow? These pillows are new as new.

You make them on a foundation as you would a rug, cut out front and back, sew them together, and stuff. When finished, you have a cushion three inches thick that is ideal for back of the driver in the car, or for the backs of little folks when they ride, or for a couch corner or in a play room.

Some women say that they plan to make the Scottie cushions to sell for Christmas; others are planning several to use as gifts. No matter — for grown-ups or children they are ideal, and so easy to do — just row beside row of yarn, with a dot for an eye, and a cream colored line to indicate the feet. Then the whole Scottie is clipped as you desire. Some of the shops are showing such dogs with a chain fastened to the collar, to be in turn fastened to the car; but chain or no, most women are carrying their Scotties right along with them as they shop.

**T**HE Early American rug is another Needlecraft design that is easy to do and effective as can be when finished. The colors in this are a light mauve-brown, with dull orange, brown, and tan — a really smart combination, yet neutral enough to fit into a living-room having a blue, green, brown, tan, or taupe rug. It is equally nice for a bedroom rug, especially with furniture in Early American feeling.

**I** HAVE taken all my space to tell of rugs, when there are so many, many other things that you can do with this intriguing craft. Suppose you need some fringe of just the color to match some draperies you are making; or maybe you have an overstuffed armchair, the edges of which you want to dress up with braid or fringe; maybe a foot-stool needs a




fresh trim around the edge. Learn this new sewing machine craft, and make any of these things exactly as you want them, and in double quick time.

Nor must you forget the fashion significance of this craft. A great many new wool frocks will have shoulder capes that could admirably use an edge trim. Even leg o' mutton cape sleeves can be trimmed with a looped or clipped angora fringe such as this new craft can effect. Berets, scarfs — any number of things — can be made inexpensively and smartly and quickly with this new sewing device.

**E**VENLY-torn rags dyed in bright colors, old silk stockings evenly cut — these make admirable craft guide materials. The guide allows a close, smooth winding, and the stitching holds securely so that the effect is decidedly good.

Some workers line their rugs with sateen; others simply trim the burlap



No. 32 - 10 - 23. Rug in Early American Design

away to within two to three inches of the worked edge, fold the corners in neatly, and bind the edge with bias binding; then, with a coarse six-cord thread, they whip the edge back on the body of the burlap.

No. 32 - 10 - 22  
Scottie Cushion



[www.knitting-and.com](http://www.knitting-and.com)