



# Thank you

for downloading this pdf file from [knitting-and.com](http://knitting-and.com)!

Your visits have helped keep Knitting-and.com online, providing free crafts and recipes since 1996.

There are hundreds of free patterns and crafts available and more added all the time!

**Note:** The pink watermark on the following pages will not show if you print this file.

## SINGERCRAFT Guide 121079

SINGERCRAFT has become established as a separate and distinct creative sewing art which may find varied expression in colorful rugs, whether antique or modern, in draperies, upholsteries, household linens, stuffed toys, lingerie, dress trimmings, and smart accessories; in fact, throughout the field of sewing.

No matter what type of article is being made, what pattern is being followed or color scheme used, the




FIG. 209 MAKING A RUG WITH THE SINGERCRAFT GUIDE




FIG. 210  
MAKING FRINGE ON THE SINGERCRAFT  
GUIDE WITH BOTH EXTENSIONS

same fundamental principles of operation, with slight variations, are followed. The yarn or other material being used is wound around the Guide and stitched to the backing with the sewing machine. A knife is attached to the Guide which makes it easy to cut the loops after stitching if desired. Extensions may be supplied for the Guide which are used to make extra long loops for deep-pile rugs or for fringes and other decorative edgings.

<https://www.knitting-and.com>

<http://knitting-and.com>






FIG. 211. SINGERCRAFT Rug  
PATTERNED FROM HISTORIC COLONIAL HOOKED Rug

#### Rug Making with the SINGERCRAFT Guide

One of the first uses for this versatile Fashion Aid was for making rugs which look much like the early American hooked rugs, and are made easily and at small expense out of scraps of material from old clothes or worn-out stockings. These copies




FIG. 212. MODERN Rug WITH DEEP Pile AND FRINGE  
MADE BY AID OF SINGERCRAFT Guide AND EXTENSIONS

of colonial style rag rugs have the same deep, long-wearing body as the original ones, but require much less time to make.

Authentic patterns of Early American or Oriental rugs may be obtained, or one can make original designs in any color, style or size to fit a particular room or match other decorations.

The SINGERCRAFT Guide is by no means limited to making copies of antique rugs, for the deep, rich pile obtained by using a SINGERCRAFT extension and cutting the loops is particularly suited for the luxurious modern rugs with their simple, geometrical designs. Besides rag strips, yarn of various textures may be used for rug making, and even old burlap bags, dyed and unravelled, furnish surprisingly fine rug-making material.



FIG. 213. Moss FRINGE ON SLIP COVER, AND A WOOL YARN Rug  
MADE WITH THE SINGERCRAFT Guide

#### SINGERCRAFT Guide for Home Furnishings

The SINGERCRAFT Guide is an invaluable aid in attaining unusual and distinctive touches on drapes and curtains, slip covers, cushions, dressing tables, bedspreads, luncheon cloths and napkins, towels and bathroom sets. Cotton yarn, bias binding, crochet cotton, rick-ack braid, twill tape and bindings of self-material all take on a new life when applied by the SINGERCRAFT Guide.



Long, thick fringes of wool or cotton yarns are easily made. The zigzag edging made by winding bias binding, rick-rack or twill tape on the Guide is very smart, yet inexpensive.




FIG. 214. ILLUSTRATING MOSS TRIM, BALL FRINGE AND CORDUROY SELF-TRIM MADE WITH THE GUIDE

Tufting made of candlewick or carpet warp is an appropriate decoration on common unbleached muslin, and looks well on cushions and draperies. A trimming resembling ruching can be made with two or three close rows of material cut on the bias and wound on the Guide. An effective trimming for upholstery, slip covers or drapes is moss fringe made with cotton or wool yarn. Wide, fluffy borders and deep-pile monograms can be applied to bath towels and mats, etc.




FIG. 215. CURTAIN TRIM MADE WITH THE SINGERCRAFT GUIDE

FIG. 216. TUFTING ON DRAPERIES

## Dressmaking with the SINGERCRAFT Guide

SINGERCRAFT may be used in numberless ways to dress up ready-made garments or to furnish the chief decorative touch in many inexpensive creations.




FIG. 217. LUNCHEON CLOTHS AND TABLE SETS WITH EDGINGS MADE ON THE SINGERCRAFT GUIDE

Lattice trims and inserts are quickly made from ribbon, rick-rack braid, or bands of self-material. Narrow lace wound on the Guide makes a very dainty trim for collars and jabots.



FIG. 218. DRESS SAMPLES SHOWING VARIOUS SINGERCRAFT FINISHES






FIG. 219. LACE TRIMS MADE ON THE SINGERCRAFT GUIDE

A practical trim for children's coat collars and other garments is a surprisingly close imitation of Astrakhan fur, made with "looped wool" or "lamb's wool yarn." Besides its attractive appearance, this "fur" can be easily laundered. This "fur" made with Angora yarn is especially suitable for babies' wraps, bonnets, carriage robes, etc.



FIG. 220. BABY'S BONNET  
TRIMMED WITH  
IMITATION ASTRAKHAN FUR




FIG. 221. AFGHAN AND CUSHION.

A somewhat similar effect which is used in making the popular Afghan robes is achieved by stitching each row of SINGERCRAFT over the ends of the long loops of the previous row. Rows of stitching an inch or two apart are then run across the rows of SINGERCRAFT, giving a scalloped effect.