



# Thank you

for downloading this pdf file from [knitting-and.com](http://knitting-and.com)!


Your visits have helped keep Knitting-and.com online, providing free crafts and recipes since 1996.

There are hundreds of free patterns and crafts available and more added all the time!

**Note:** The pink watermark on the following pages will not show if you print this file.

7261

7197


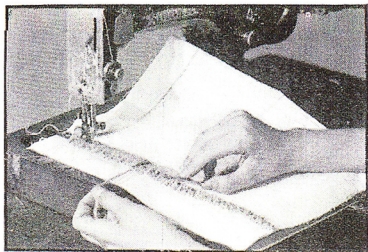


## Sewing Machine Trimmings

BY ELISABETH MAY BLONDEL



7241



7220

A HAND trimmed look, but machine made; the rich effect of fur, but actually wool—such a gorgeous trimming is a real “find.” A lovely trimming that you can make yourself on the sewing machine is *really* news. The new craft guide, that ingenious little pronged metal bar that recently we’ve heard so much about, is the secret of it all. You merely wrap the yarn around the bar, stitch between the prongs and the yarn is sewn into a smooth band. The loops are then clipped. It’s a flattering finish—soft and alluring of angora, trim and tailored of knitting yarn. Use it on silks or light weight woolen in colors that match or contrast. And for trimming children’s garments, it is adorable. Altogether it’s the brightest idea we’ve heard of lately in the trimming line—and so inexpensive. Can you wonder that those clever women who always manage to appear smartly dressed—and on a small allowance—are making and using these trimmings in so many ways?

THREE rows of wool placed very close together, then clipped, make the lovely banding shown above. No. 7197 shows it used on the full sleeves and tie ends of a frock. In a dark shade it contrasts to the classic little jacket No. 7241. A single row of banding trims the cunning cape No. 7261, and the child’s coat No. 7220. Banding shown half actual size.

Patterns may be bought from all McCall dealers, or by mail, postage prepaid, from The McCall Company, McCall St., Dayton, O., at prices and sizes listed on page 128.