



Thank you

for downloading this pdf file from Knitting-and.com!

Your visits have helped keep Knitting-and.com online, providing free crafts and recipes since 1996.


There are hundreds of free patterns and crafts available and more added all the time!

Note: The pink watermark on the following pages will not show if you print this file.

SINGERCRAFT HOT IRON TRANSFER—E

FLORAL DESIGN


Consisting of numerous units which may be cut out and used according to personal taste to form a wide variety of patterns. Twelve suggestions are indicated below.




Simply cut out the units and place in the desired position on the Singercraft backing material. Press a hot iron (not too hot) over back of pattern and the design will transfer.

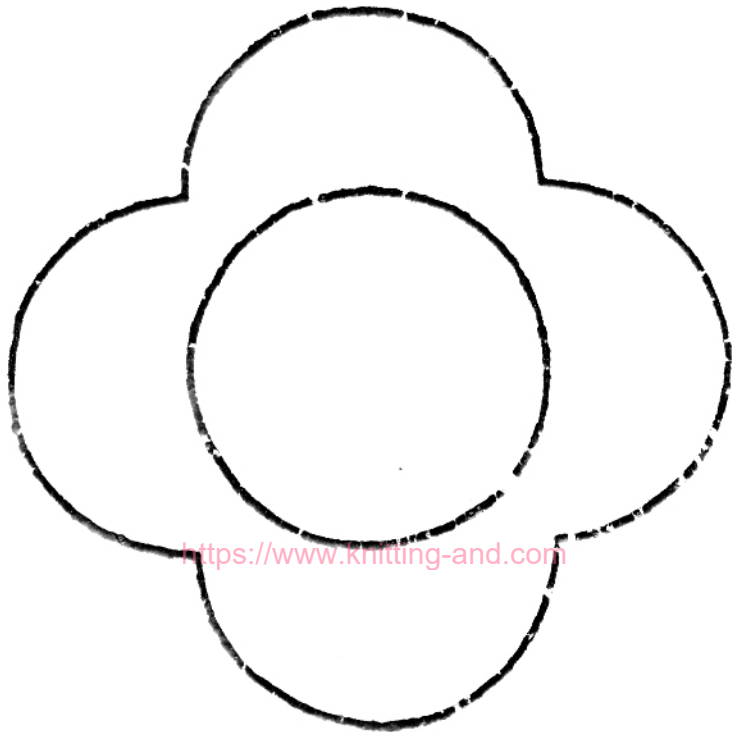
Your nearest Singer Shop will be glad to assist you with further instructions and suggestions.

SINGER SEWING MACHINE COMPANY, INC.

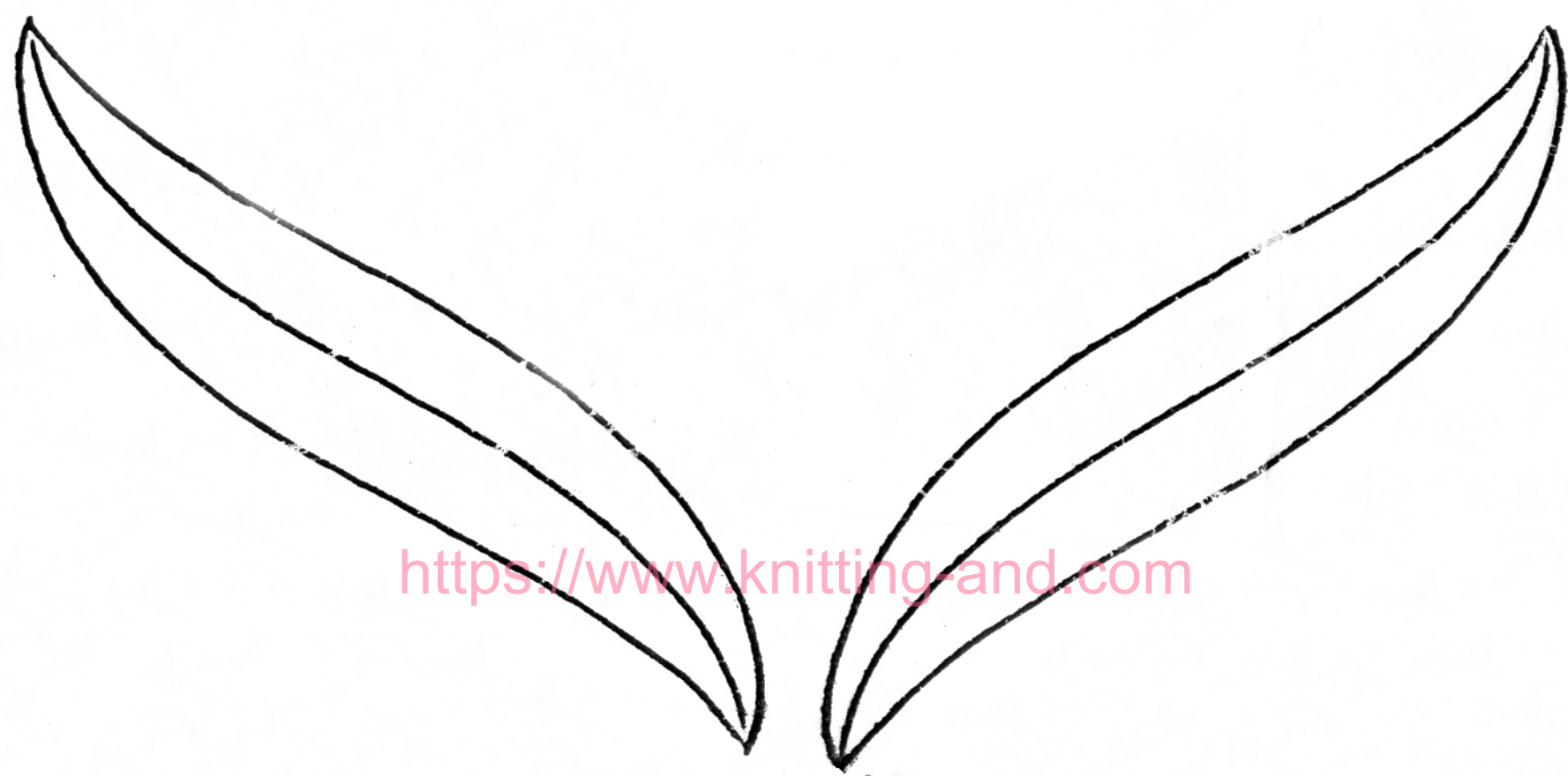


<https://www.knitting-and.com>





<https://www.knitting-and.com>



<https://www.knitting-and.com>