



Thank you

for downloading this pdf file from Knitting-and.com!

Your visits have helped keep Knitting-and.com online, providing free crafts and recipes since 1996.

There are hundreds of free patterns and crafts available and more added all the time!

Note: The pink watermark on the following pages will not show if you print this file.

ANCHOR NEEDLEWORK SERIES

EMBROIDERY STITCHES



BOOK NO. 5 PRICE 1/-

ANCHOR NEEDLEWORK SERIES
BOOK NO. 5

EMBROIDERY STITCHES

YOU WILL SEE that in this book we have tried out a new idea. This time we have more pages to use and so we are able to show coloured close-up photographs as well as an artist's drawings of the finished work.

The coloured photographs show you the actual size of the stitches and embroidered motifs, whilst the detailed drawings show clearly the construction of the articles and garments and the placing of the embroidery upon them.

The new stitches introduced are Bullion Knot, Interlacing, Eyelet Holes, Flat Stitch, Cretan Stitch and Double Hem-stitch. These are used, together with stitches from our previous books, to interpret the more advanced designs which are shown in this Book No. 5.



<https://www.knittingand.com>

509

\$10



These gay little birds decorate the dresses shown on pages 4 and 5.



<http://www.spinning-and-knitting.com>

EMBROIDERED LINEN DRESS

This yellow linen dress is made for a girl of eight to ten years. It is decorated with tucks, and Double Hemstitch is used to secure the hem. A bird motif is worked in white along the hemline and on the detachable hanging pocket.



<https://www.knitting-and.com>

EMBROIDERED PARTY DRESS

This white organdie party dress for a four-year-old is worn over a spotted cotton slip. Bird motifs are worked on the front panel.



The little bird motifs have inspired the decorations for the two charming dresses illustrated on these pages. In both cases, the motifs have been shown either as panels or borders, but they can be placed in various ways on different types of dresses, blouses and accessories.


Eyelet Holes, Cretan Stitch and Hemstitch have been used together with Chain Stitch, Back Stitch, Fly Stitch and French Knots. The designs have been worked in fine threads and the arrangement of the stitches can be seen from the coloured close-up photographs on page 3.

<https://www.knitting-and.com>




These illustrations all show how Flat Stitch can be combined with other stitches as a decoration on different kinds of fabric. Sometimes matt and mercerised threads are used to give contrasting textures in the same border.

Flat Stitch and lines of Couching make a closely embroidered filling.



Flat Stitch and Running Stitch worked on white canvas.



Flat Stitch and Holbein Stitch worked on a coarse canvas weave.




Flat Stitch connects two narrow bands from which threads have been removed.



Flat Stitch and Couched lines on coarse maroon crash.



Blue cotton is threaded through the Hemstitch used with Flat Stitch in this border.




Above we show Bullion Knot flowers and sequins which are used on the silver-grey satin bag on page 8. Below, Interlacing Stitch and small loops of self fabric are used to decorate the yoke of a nightdress on page 12.



<https://www.knitting-and.com>

This evening bag is made of silver-grey satin, a section of which is shown on page 7. The bag is gathered to fit an expanding top and it is lined with vivid cerise silk.



EVENING BAG WITH EXPANDING TOP

Another evening bag with a simple drawstring finish. The interlaced crosses have been worked with blue silk and gold thread on oyster satin.



EVENING BAG WITH DRAWSTRING


DRAWSTRING WORKBAG

The lower part of this drawstring workbag has been stiffened and is embroidered on canvas with Flat Stitch and Couching, similar to the top close-up on page 6. A softer, grey, material is used for the upper part and the lining is pale blue.



TRINKET-BOX

Two tones of gold satin are used for this trinket-box which is lined with deep blue quilting.




The lid is decorated with a circular motif in Interlacing Stitch in which the colour is counterchanged for each half.

<https://www.knitting-and.com>



Fine piqué voile makes the white bow which is decorated with bands of Double Hemstitch in white and yellow and is lined with white organdie. The yellow rayon bow is lined with pale blue organdie. Pale yellow Eyelet Holes, surrounded with rings of gold-coloured Chain Stitch, are arranged in rows between Chain-stitched lines.



The attractive bow at the top of the page is made from white rayon with a satin stripe. An interlaced cross in gold thread trims the centre, and bands of Interlacing in white and gold are worked across the looped ends. Pale blue organdie is used for the unlined bow, which is decorated with broad bands of Hemstitch in white. Double Hemstitch in blue secures the narrow hems.



1 A pale blue rayon crêpe nightdress with a slotted waistline and a deep yoke which is embroidered with interlaced crosses. A close-up of part of the yoke can be seen on page 7.

2 A white georgette nightdress with elastic shirring at the waist. The small flower sprays are worked alternately in white and pale pink using Eyelet Holes, Double Back Stitch and Coral Stitch.

3 This nightdress is of fine cream wool and is embroidered in a deeper tone of cream. Small flower motifs are worked in the points in Cretan Stitch, Eyelet Holes and Chain Stitch.



<https://www.knitting-and.com>




2



3



<https://www.knitting-and.com>




Eyelet Holes, together with Back Stitch, Double Back Stitch and Stem Stitch are used to embroider this fish motif on pale grey organdie.

LAMPSHADE WITH FISH MOTIF

The lampshade is decorated with a design of fishes and seaweed worked on organdie. A band of Interlacing Stitch, which varies in colour, is worked round the edge. The design was embroidered on the fabric, which was then made up over a buckram shape for stiffening.




<https://www.knittingand.com>



Crossing rows of Double Hemstitch divide up the fabric, and white interlaced crosses are worked in alternate squares.



Eyelet Holes, Cretan Stitch and French Knots are combined with tucks to make this blouse opening. Both the blouses are shown on page 16.

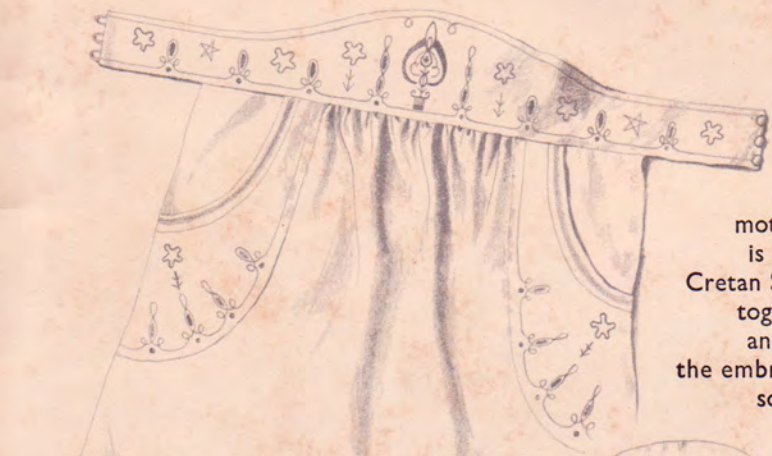


A grey linen blouse with a deep yoke divided into squares by rows of Double Hemstitch as shown in the close-up on page 15. The blouse closes at the back with a slide fastener.


DECORATIVE BLOUSES



<https://www.knitting-and.com>
The blouse with long sleeves is made from pale grey-blue crêpe. On page 15 can be seen a close-up of the decorative front opening.




A detail of the tree motif used on these aprons is given on the next page. Cretan Stitch and Eyelet Holes, together with Chain Stitch and Couching, are used in the embroidery. Some matt and some mercerized threads have been used.



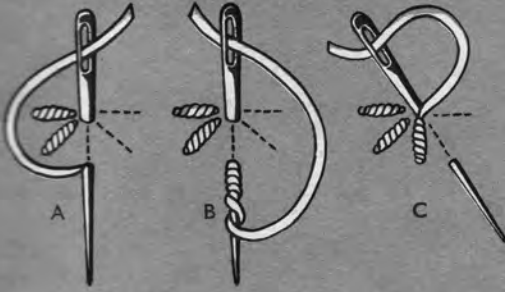
The two aprons illustrated here show the way in which the embroidered motif has been adapted for two different styles.

<https://www.knittingand.com>



<https://www.knitting-and.com>

BULLION KNOT

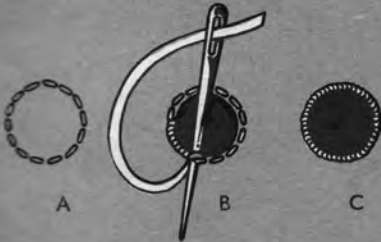


A. Take a back stitch the size of Bullion required.

B. Wind thread round needle to equal space of back stitch. Hold coiled thread firmly with left thumb and pull needle through coils. Draw thread in an upward movement until taut.

C. Reinsert needle.

EYELET HOLES



INTERLACING


Interlacing is a surface stitch worked on a foundation of Herringbone (A and C).

A. Foundation for Single Maltese Cross Motif.

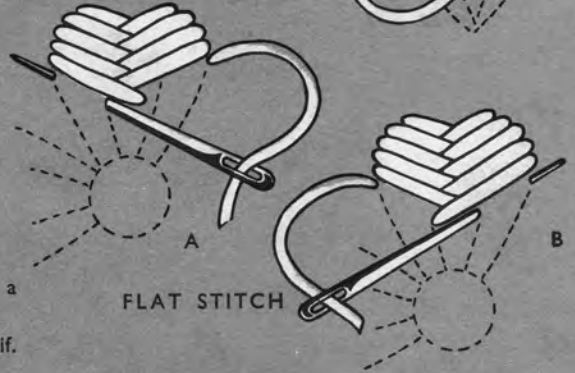
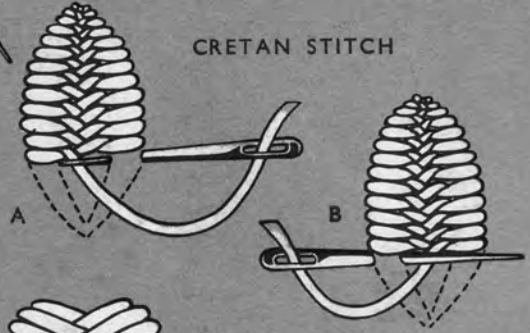
B. Interlacing of the Maltese Cross.

C. Two rows of Herringbone make the foundation for a border. It is important in all motifs and borders that the Herringbone foundation is itself correctly interlaced.

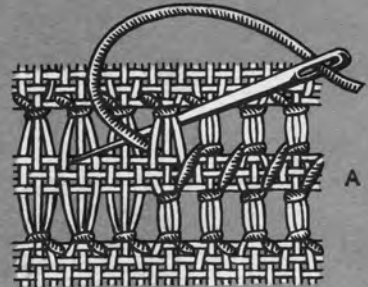
D. Interlaced Border.



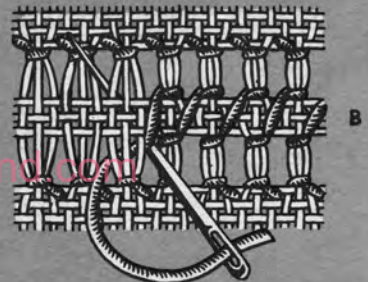
CRETAN STITCH



FLAT STITCH



DOUBLE HEMSTITCH





PUBLISHED BY
CLARK & CO. LTD.
PAISLEY, SCOTLAND

PRINTED IN GREAT BRITAIN BY
W. S. COWELL, LTD., AT THE BUTTER MARKET, IPSWICH
<https://www.knitting-and.com>

ART. No. Q456-D.24