



Thank you

for downloading this pdf file from Knitting-and.com!

Your visits have helped keep Knitting-and.com online, providing free crafts and recipes since 1996.

There are hundreds of free patterns and crafts available and more added all the time!

Note: The pink watermark on the following pages will not show if you print this file.

EMBROIDERY STITCHES



ANCHOR NEEDLEWORK SERIES

BOOK NO. 4 PRICE 1/-

2

BOOK 4 INTRODUCES YOU TO EIGHT MORE STITCHES

TWISTED CHAIN
CORAL STITCH
ZIGZAG CORAL STITCH
FRENCH KNOT
HOLBEIN STITCH
STRAIGHT STITCH
SATIN STITCH
ROSETTE CHAIN

On the following pages there are diagrams for the working of all these and suggestions for using them in different ways. You will find that these stitches are combined with a few simpler ones—chiefly from Book 3.





<https://www.knitting-and.com>


NURSERY HANGING



TWISTED CHAIN STITCH



CORAL STITCH



ZIGZAG CORAL STITCH




FRENCH KNOT



The thread is brought through the material and held with the left forefinger and thumb. Diagram A. The needle is twisted round the thread and inserted into the material as in Diagram B near to where thread emerges.



<https://www.knitting-and.com>








B

- A. BONNET
- B. COMPACT
- C. GLOVES
- D. SLIPPER
- E. WORKBAG




E

8
HOLBEIN STITCH



STRAIGHT STITCH

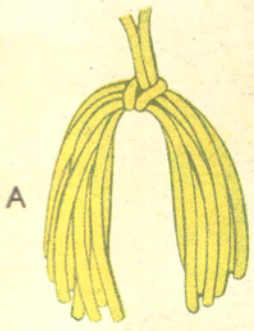




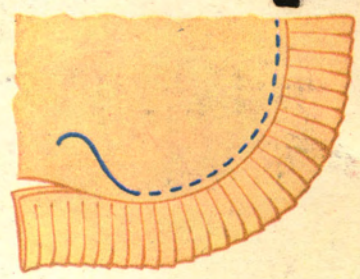

SATIN STITCH

<https://www.knitting-and.com>






A



Method of cutting and attaching glove Fringe.



B

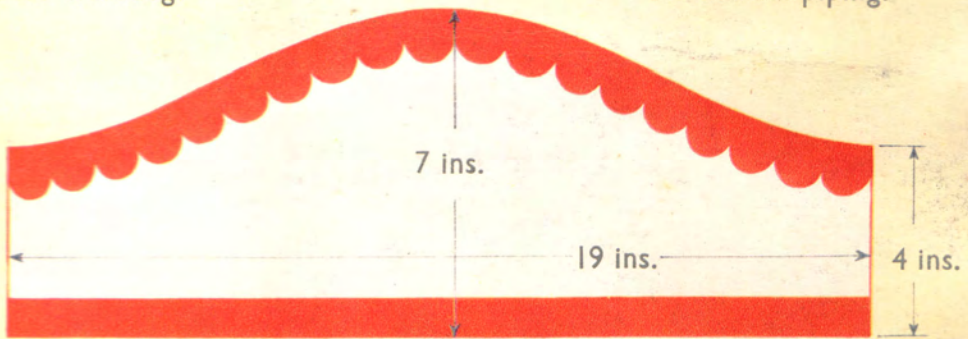


Pattern of bonnet back.




Method of oversewing the bonnet piping.

Method of making tassels for workbag.




Pattern of bonnet.

ROSETTE CHAIN



Stage 2.



Stage 1.

<https://www.knitting-and.com>

